

Research article

# Effect of hydrothermal treatment on dehulling efficiency and microbial load of tiger nut tubers (*Cyperus esculentus*)

DJOMDI<sup>1,2,\*</sup>, Fatimatou NKOOU<sup>1</sup>, Julie KLANG<sup>1</sup>, Richard EJOH<sup>1</sup> and Robert NDJOUENKEU<sup>1</sup>

<sup>1</sup>Dept of Food Science and Nutrition, University of Ngaoundéré, P.O.Box 455 Ngaoundéré, Cameroon

<sup>2</sup> Higher Institute of the Sahel, University of Maroua P.O. Box 46 Maroua, Cameroon

\* To whom all correspondences should be addressed E-mail: [ngdjomdi@yahoo.fr](mailto:ngdjomdi@yahoo.fr)

---

## Abstract

Tiger nut tubers (*Cyperus esculentus*) were differently processed in different solutions, acid solution (vitamin C) and alkaline solutions (Ca(OH)<sub>2</sub> and Kanwa) with different concentrations and temperatures. The effect of these treatments on the water content (swelling), soluble loss, dehulling efficiency and microbial load was investigated. Water content or swelling of the tiger nut soaked in acid and alkaline solutions can be predicted by Peleg model. This swelling lead to enhance dehulling efficiency of tuber but caused soluble solute loss overall at the highest temperature of soaking in vitamin C solution. Like soaking in water, the constant of Peleg ( $k_1$ ) decrease with the increase in the temperature of soaking, whereas the constant of capacity of Peleg ( $k_2$ ) is approximately 0.02% for all the conditions of soaking. Dehulling efficiency also increased with increasing temperatures (65% at 20°C to 70% at 60°C) for tiger nut tubers soaked in water (0 g/L). Dehulling efficiency appeared most strongly affected by concentrations and temperatures of soaking solutions. Like dehulling efficiency, vitamin C solutions has given the best results in term of reduction of microbial load compared to the other soaking solutions. This reduction is considerable at the higher temperatures, reaching a maximum of 4.8 log reduction. Soaking and dehulling treatments gave to tiger nut tuber effective decontamination in term of microbial load and obtained good microbiological quality. Copyright © [www.acascipub.com](http://www.acascipub.com), all rights reserved.

**Key words:** *Cyperus esculentus*, soaking, husking, microorganism, acid and alkaline solutions

---

## Introduction

Tiger nut tubers (*Cyperus esculentus*) belong to the foodstuffs having a nutritional potential but which remains under-exploited in Africa (Ukwuru *et al.*, 2011; Bamishaiye *et al.*, 2010; Shaker *et al.*, 2009; Belewu *et al.*, 2007). In Spain, it is used in the production of a milky drink called “horchata de chufa”. High level of microorganisms such as bacteria and moulds have been associated with the milky drink (Onovo and Ogaraku, 2007). Due to this, production and marketing of horchata are limited mainly by its weak shelf life (less than 24 hours) because of its high microbial load (more than  $10^9$ cfu/ml) (Selma *et al.*, 2006). These micro-organisms originate from the rugous surface of the tuber where they are encrusted in the anfractuositities of the collenchyma sleeve (Onovo and Ogaraku, 2007; Salma *et al.*, 2006; Lorougnon, 1969). The rough structure of the tuber surface does not allow the easy elimination of the micro-organisms, even when using sodium hypochlorite solution for treatment (Selma *et al.*, 2006, Yin-hua, 2003). This indicates that the micro-organisms are located in the deep incrustations of the tubers surface and are consequently not very accessible to the hypochlorite solution. However, tubers soaked in water for some hours undergo a turgescence which results in an easy elimination of the tuber external skin (Djomdi *et al.*, 2007). Since this turgescence is not observed with hypochlorite solution, it could be hypothesized that the processing time using hypochlorite is not sufficiently long to allow the turgescence of the tubers.

The research of cleansing process of tiger nut tubers remains a major concern for a better use of the tubers in the production of vegetable milk. It proves to be important to test treatments having given convincing results with other raw materials requiring a dehulling process. Examples are the dehulling of black bean and maize grains by treatment in alkaline solutions (Minka *et al.*, 1999; Sefa-Dedeh *et al.*, 2004). In this respect, the swelling of tiger nut tuber consecutive to soaking in acid or alkaline solutions is likely to facilitate its dehulling, and consequently a better elimination of its initial microbial load.

This study was therefore aimed at using various processing treatments on tiger nut tubers to obtain dehulling tubers and evaluate the effect of processing treatment on the microbial load. Solutions of Calcium hydroxide, Kanwa (alkaline calcium carbonate locally used to soften vegetables (Minka *et al.*, 1999)) and vitamin C were used for this purpose.

## Material and Methods

### Preparation of samples

Tiger nut tubers were bought on the market of Guily in the Far-north Region of Cameroon, which is the most producing zone of these foodstuffs. Tubers were sorted by screening on metallic sieve in order to retain tubers with diameter  $\geq 1$  cm. The tubers were then washed with tap water to remove sands and other undesirable materials (stones, pebbles, dirt materials, rotten stems and broken tubers), then sun dried (Djomdi *et al.*, 2007).

### Soaking experiments

Soaking was undergone according to the method of Turhan, Sayar&Gunasekaran (2002). The process consists in soaking the tubers in beakers of 250 mL containing 100 mL solution of  $\text{Ca}(\text{OH})_2$ , kanwa or vitamin C at 20, 40 and 60°C. The beakers were placed in a constant temperature water bath for temperature uniformity during tests. For each experiment, 20 g of tubers, were immersed in the beaker. During soaking, tubers were

periodically removed, superficially dried with a tissue paper and weighed for water retention capacity using an electronic balance (Sartorius, model LC1201S, Germany). The experiment was terminated when tuber moisture content attained an equilibrium value, i.e. when the increment change in sample weight was less than 0.01 g. At least three experiments were conducted for every solution concentration and soaking temperature.

The factors of variation of the treatments were:

- Nature of the solutions: calcium hydroxide, Kanwa and vitamin C.
- Concentrations of the solutions: 0; 0.1; 0.5; 1 and 1.5% (w/v) (Mosquera *et al.*, 1996; Minka *et al.*, 1999 and Sefa-Dedeh *et al.*, 2004).
- Temperatures of treatment: 20, 40 and 60°C (Mosquera *et al.*, 1996; Minka *et al.*, 1999; Yin-hua, 2003; Sefa-Dedeh *et al.*, 2004; Djomdi *et al.*, 2007).

The Water absorption capacity of the samples at each time ( $H_t$ ) was calculated based on the increase in weight of the samples using Peleg model (Eq. 1) (Peleg, 1988):

$$H_t = H_0 + \frac{t}{k_1 + k_2 t} \quad (1)$$

Where:  $H_t$  (% DW) is the moisture content at time  $t$

$H_0$  (% DW) is the initial moisture content

$k_1$  ( $h.\%^{-1}$ ) is the Peleg rate constant which is related to absorption rate at the beginning of the process ( $t=t_0$ )

$k_2$  ( $\%^{-1}$ ) is the Peleg capacity constant related to maximum attainable moisture content ( $t \rightarrow \infty$ )

The model is linearized into the form:

$$\frac{t}{H_t - H_0} = k_1 + k_2 t \quad (2)$$

$k_1$  and  $k_2$  constants are determined from the regression of  $t/(H_t - H_0)$  vs. time.

Peleg constants ( $k_1$  and  $k_2$ ) values obtained were used in Equation (1) to calculate predicted values of moisture content ( $H_p$ ) which were then compared to the corresponding experimental values in order to appreciate the goodness of fit of the Peleg model. The criterion used to evaluate the goodness of fit was the mean relative percentage deviation ( $p$ ) between experimental data and theoretical values (Kaymak-Ertekin & Sultanoglu, 2001) calculated as:

$$p(\%) = \frac{100}{N} \sum_{i=1}^N \frac{|H_{ei} - H_{pi}|}{H_{ei}} \quad (3)$$

Where:  $H_{ei}$  and  $H_{pi}$  are respectively experimental and predicted moisture content values.  $N$  is the number of experimental data.

The model is considered acceptable if  $p$  values are below 10% (Lomauro *et al.*, 1985; Wang and Brennan, 1991).

### Dehulling of tubers

At the end of soaking and swelling process, the dehulling consisted in removing the outer protective casing of the tuber by abrasion through scrubbing of the tubers between the hands. Dehulling efficiency was calculated using the formula suggested by Doehlert and Wiessenborn (2007) in which the mass percentage of dehulled tubers is compared to that of the whole tubers on dry matter basis.

To account for moisture change during soaking, the mass of tuber samples was measured before and after soaking and dehulling. Moisture correction factor (MFC) was calculated using Equation 4 below

$$MFC = \frac{W_t}{100 - H} \quad (4)$$

With:  $W_t$  (g): whole tuber mass with hulls

$H$  (%): water content of the tubers

In addition, at the end of swelling and after dehulling, the hulls were weighed, dried at 105°C for 24 hours and reweighed to obtain a dry mass ( $M_h$ ).

The dehulling efficiency is then given by the Equation 5:

$$DHE (\%) = \frac{W_t - (M_h * MCF)}{W_t} * 100 \quad (5)$$

Moreover, the solute losses during soaking at different temperatures were calculated according to Evranuz and Gürtas (1992). A known quantity of soaking solution ( $v$ ) was taken at the end of process, filtered using filter paper Whatman n°3, dried in oven at 105°C for 24 hours and weighed ( $m$ ). The solute losses were expressed in g/100 g dry weight basis (Eq. 6).

$$SL = \frac{m * V * 100 * 100}{(100 - H) * v * M} \quad (6)$$

With:

SL (g/100 g DW): Solute loss

$m$  (g): mass of soluble obtained after drying of  $v$  aliquot

$V$  (ml): total volume of soaking solution

$v$  (ml): aliquot volume of the soaking solution

$H$  (%): water content of the tubers

$M$  (g): mass of tubers before soaking

### Microbiological analyzes

The microbiological analyzes were performed according to standards methods (AFNOR, 1999). The research of the total microbial count was carried out by macerating tiger nut tubers in a sterile food processor. 10 g of each sample of tiger nut tubers (raw, soaked and dehulled) were crushed in a mortar in asepsis conditions. 1g of the crushed sample was mixed with 9 mL of sterile physiological water solution (9 g of NaCl in 1 L of distilled water) and the mixture used for the preparation of decimal dilutions of  $10^{-2}$  to  $10^{-9}$  and the highest three dilutions were taken for analysis.

Enumeration was carried out by counting of the colonies (CFU). The count is carried out in triplicates.

All results are expressed as mean values of three separate determinations.

## Results and Discussion

### Water absorption of tiger nut tuber in vitamin C, Kanwa and calcium hydroxide solutions

Soaking is a long stage process in which the goal is the swelling of tiger nut tubers. During immersion, there is material transfer made both of soluble between tubers and the solution. For all the soaking solutions, tiger nut tubers showed typical sorption behavior with exponentially water content versus soaking time at all the temperature (Fig. 1). As the process continued, water absorption rate steadily decreased due to filling of water into free capillary and intermicellars, and increasing extraction rates of soluble solids loss from the tubers. The absorption ceased when the tubers attained the equilibrium water content.

The kinetics absorption of solution by tiger nut tubers at various temperatures and concentrations of vitamin C, Kanwa and  $\text{Ca(OH)}_2$  showed that the rate of absorption of water increases with the temperature of soaking. Tables 1 and 2 show that we do not have a significant difference ( $p < 0.05$ ) between the constants  $k_1$  with the increase of the concentration whatever the treatment applied. But on the other hand we have a significant difference ( $p < 0.05$ ) between constancies  $k_1$  with the increase of the temperature whatever the treatment applied. This can be explained by the fact that more the temperature increases, the more one has a fast absorption, which results in a shorter time of soaking (Fig. 1).

The constant of Peleg ( $k_1$ ) decrease with the increase in the temperature of soaking, whereas the constant of capacity of Peleg ( $k_2$ ) is approximately 0.02% for all the conditions of soaking. There is a relative stability of the values of  $k_2$  for all the temperatures and concentration of soaking, Djomdi *et al.* (2007) reported that chemical modification of the tubers under the effect of the temperature (gelatinization) does not affect the capacity of absorption of the tubers.  $k_1$  is a constant connected at the rate of transfer of the matter, the weakness of the membrane cellular due to the heating increases the cellular permeability, which involves an increase the rate of absorption of solution by the tubers and which was not constrained at all by the various treatments applied to the tubers during the stage of soaking. This phenomenon was observed by various authors and they attributed it for a plasticizing effect of water at the temperature of gelatinization (Sayar *et al.*, 2001; Turhan *et al.*, 2002; Djomdi *et al.*, 2007).

The fit of Equation (2) to absorption data showed that, at all soaking conditions, the degree of fit, as judged by the regression coefficient ( $R^2$ ), is about the same. Table 1 and 2 provides the resulting Peleg constants ( $k_1$  and  $k_2$ ),  $R^2$  and p values. The use of kinetic data to determine the goodness of fit of the Peleg model resulted in a fit with  $R^2 \geq 0.90$  at almost all soaking conditions (solutions concentrations, temperature and time). The relative deviation between experimental and predicted data is around 2.798–6.167, which indicates that water absorption of tiger nut tubers during soaking in acid and alkali solution is well described by the Peleg model.

It should be noted that the diffusion is not done in only one direction; as the solutions of soaking diffuse in the tubers, those also loss of solutes from tiger nut tubers in the soaking solutions (fig. 2), what implies the solutions of soaking are not sufficiently concentrated to prevent the opposite transfer of matter.

The losses of soluble solids at 20 and 40°C were less 0.5 and 2% of the original tubers mass respectively. Sayar *et al.* (2001) stipulated that these values can be negligible compared to the water gain. But at 60 we have 8.7% soluble solids loss. Although, hot solutions accelerate the water absorption phenomena, but lead to significant damage in structure and tissue of tiger nut tubers, so there are loss of soluble solids.

Fig. 2 showed that soluble solids loss increased with temperature during soaking of tiger nut tubers; and for the higher temperatures (above 40°C), soluble solids loss decreased with increasing of solution concentrations excepted for vitamin C solutions. These results indicate that higher concentration salts slowed down soluble solids loss and higher temperature inactive and decompose vitamin C (Marta *et al.*, 2011).

This part of work established the suitability of the model of Peleg to describe the behavior of the tubers of *C. esculentus* L. at the time of soaking. The high temperatures accelerate the phenomenon of absorption of water and loss of soluble solutes. Although the heating contributes to sterilize the tubers, with regard to the microbial load (Moscardo and Aguila-Lastra, 2000), to optimize the effects of the temperature and the solutions of soaking on the dehulling of tiger nut tubers, with an interest for its microbiological quality seems a scientific and technological concern.

### **Dehulling efficiency**

The tough outer skin of tiger nut tubers consists of thin epidermis wrapped in the tegument, a very thin coat composed mainly of fibers and called fibro-collenchyma sleeve. This coat was removed by alkaline and acid action of soaking solutions.

Fig. 3 shows dehulling efficiency of soaking solutions (acid and alkaline) at different temperatures. This figure shows that dehulling efficiency increased with increasing concentration of soaking solutions for all the three solutions tested. There also significant variations in dehulling efficiency among solutions at 20 and 40°C. At these temperatures, vitamin C has the best dehulling efficiency for all the concentrations but at 60°C this activity is reduced compare to the two other solutions. This reduction activity can be attributed to temperature effect on vitamin C, since this temperature lead inactivation and decomposition of vitamin C (Marta *et al.*, 2011). Vitamin C exhibited the highest dehulling efficiency for all the temperature except at 100°C.

At the highest concentrations (1.5 g/L), most of the solutions had dehulling efficiency of > 85%. Dehulling efficiency also increased with increasing temperatures ((< 65% at 20°C to > 70% at 60°C)) for tiger nut tubers soaked in water (0 g/L). Dehulling efficiency appeared most strongly affected by concentrations and temperatures of soaking solutions.

### **Microbial load of tiger nut tubers before and after treatments**

The control sample (raw tubers) has microbial load up to  $10^9$  CFU/g, which is very higher compared to microbiological limits standards ( $10^6$ – $<10^7$  CFU/g) (Gilbert *et al.*, 1996). Soaking at low temperatures (20 and 40°C) and low concentrations (0.1 and 0.5 g/L) of solutions increased microbial load of tiger nut tubers for all the three solutions. Soaking in these conditions stimulates microbial growth by activating microorganisms which are dormant; this is in agreement with work of Shamsudden and Magashi (2004). On the contrary, high temperature led to reducing microbial load, but the greatest reduction was carried out by dehulling process. Figure 4 shows significant effect of dehulling on the microbial load of tiger nut tubers. This is because all the samples have shown average value from all treatment above 2 log reduction. This result is in agreement with the work of Muthomi *et al.* (2009) and Bashir (2011) who reported that semi- processed maize grains had lower microbial load.

Like dehulling efficiency, vitamin C solutions has given the best results in term of reduction of microbial load compared to the other soaking solutions. This reduction is considerable at the higher temperatures, reaching a maximum of 4.8 log reduction.

According to Marta *et al.* (2011), the main product resulting from vitamin C decomposition at higher temperature is dehydro-L-ascorbic acid; this component seem to have the same effect like vitamin C in term of dehulling efficiency and microbial load reduction.

Soaking and dehulling treatments gave to tiger nut tuber effective decontamination in term of microbial load and obtained good microbiological quality.

### **Conclusion**

As shown in this study, Peleg model can describe soaking behavior of tiger nut tubers in vitamin C,  $\text{Ca(OH)}_2$  and Kanwa solutions like in simple water. The hydrothermal treatment of tiger nut tubers in acid and alkaline solutions contributed to enhance dehulling efficiency and microbial load reduction. Since there was considerable reduction of microbial load at the higher temperature with vitamin C, these soaking treatments led to important soluble solids loss, on the whole compromising nutritional and organoleptic qualities of tiger nut tubers.

The impact of vitamin C on dehulling efficiency and microbial load demonstrated that research must be continued with regard for the using of alternative acid solutions like acetic acid, lemon extracts for lowering this processing cost.

### **Acknowledgement**

This work was conducted with the support of AIRD (Agence Inter-établissement de Recherche pour le Développement).

**Table 1 :** Water absorption constants and goodness of fit of Peleg model of tigernut tubers soaked in alkaline solutions (Ca(OH)<sub>2</sub> and Kanwa) at different temperatures

		Ca(OH) <sub>2</sub>				Kanwa			
C (g/L)	T (°C)	k <sub>1</sub>	k <sub>2</sub>	R <sup>2</sup>	P (%)	k <sub>1</sub>	k <sub>2</sub>	R <sup>2</sup>	P (%)
0	20	0.2264 <sup>a</sup>	0.017	0.98	3.306	0.2264 <sup>a</sup>	0.017	0.97	3.306
	40	0.1022 <sup>b</sup>	0.0182	0.985	3.721	0.1022 <sup>b</sup>	0.0182	0.985	3.721
	60	0.0455 <sup>c</sup>	0.0185	0.972	5.489	0.0455 <sup>c</sup>	0.0185	0.972	5.489
0.1	20	0.3127 <sup>a</sup>	0.0166	0.95	3.567	0.2693 <sup>a</sup>	0.0165	0.96	3.651
	40	0.1205 <sup>b</sup>	0.0179	0.968	4.128	0.1224 <sup>b</sup>	0.0176	0.978	4.247
	60	0.0379 <sup>c</sup>	0.0187	0.978	6.053	0.049 <sup>c</sup>	0.0186	0.97	5.681
0.5	20	0.3167 <sup>a</sup>	0.0169	0.95	3.951	0.2649 <sup>a</sup>	0.0168	0.96	3.495
	40	0.1492 <sup>b</sup>	0.0173	0.968	4.6	0.1359 <sup>b</sup>	0.0174	0.996	3.981
	60	0.0391 <sup>c</sup>	0.0189	0.978	5.651	0.0361 <sup>c</sup>	0.0188	0.981	5.396
1	20	0.2959 <sup>a</sup>	0.0169	0.96	3.563	0.2817 <sup>a</sup>	0.0167	0.96	3.584
	40	0.1554 <sup>b</sup>	0.0177	0.97	3.916	0.1398 <sup>b</sup>	0.0177	0.976	3.773
	60	0.0438 <sup>c</sup>	0.0186	0.974	5.848	0.037 <sup>c</sup>	0.019	0.98	5.461
1.5	20	0.313 <sup>a</sup>	0.0178	0.95	3.515	0.3252 <sup>a</sup>	0.0166	0.94	4.298
	40	0.1609 <sup>b</sup>	0.0178	0.97	3.718	0.1578 <sup>b</sup>	0.0173	0.965	4.239
	60	0.044 <sup>c</sup>	0.0186	0.974	6.035	0.0391 <sup>c</sup>	0.0191	0.98	5.298

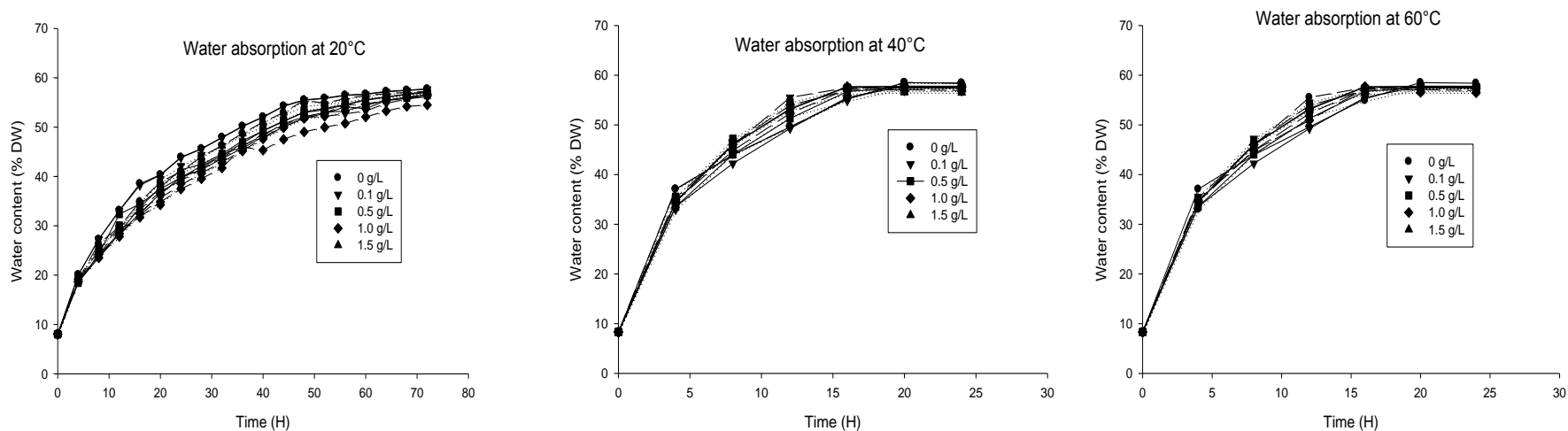
Means within the same column followed by same letter are not significantly different using one-way ANOVA test (P<0.05)



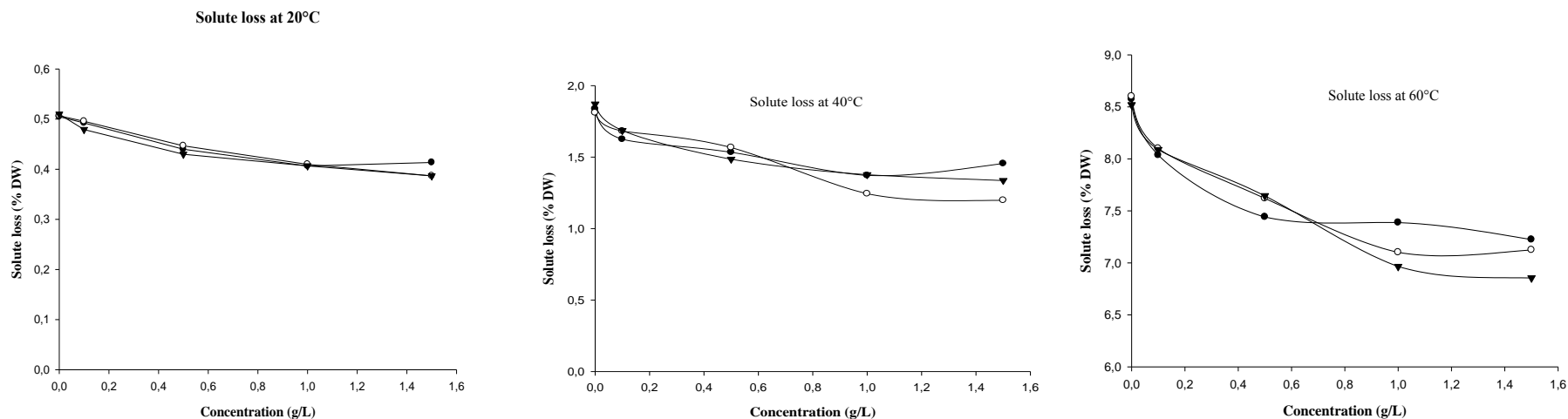
**Table 2 :** Water absorption constants and goodness of fit of Peleg model of tiger nut tubers soaked in vitamin C at different temperatures

C (g/L)	T (°C)	k <sub>1</sub>	k <sub>2</sub>	R <sup>2</sup>	P (%)
0	20	0.2264 <sup>a</sup>	0.017	0.97	3.303
	40	0.1022 <sup>b</sup>	0.0182	0.985	3.721
	60	0.0455 <sup>c</sup>	0.0185	0.972	5.489
0.1	20	0.2283 <sup>a</sup>	0.017	0.97	3.317
	40	0.1164 <sup>b</sup>	0.0182	0.983	3.361
	60	0.054 <sup>c</sup>	0.0183	0.962	6.459
0.5	20	0.2895 <sup>a</sup>	0.0167	0.96	3.521
	40	0.1165 <sup>b</sup>	0.018	0.971	4.894
	60	0.0483 <sup>c</sup>	0.0184	0.97	6.167
1	20	0.3115 <sup>a</sup>	0.0167	0.95	3.66
	40	0.1336 <sup>b</sup>	0.0177	0.977	4.089
	60	0.0416 <sup>c</sup>	0.0185	0.995	5.712
1.5	20	0.2965 <sup>a</sup>	0.0165	0.95	3.506
	40	0.1378 <sup>b</sup>	0.0175	0.971	4.894
	60	0.0411 <sup>c</sup>	0.0186	0.974	5.76

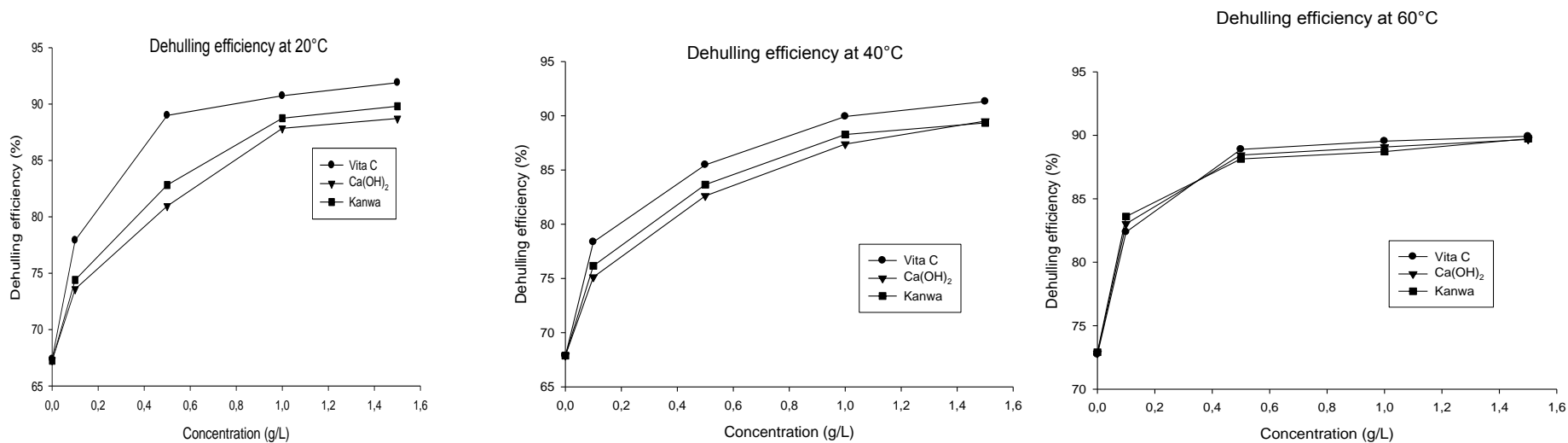
*Means within the same column followed by same letter are not significantly different using one-way ANOVA test (P<0.05)*



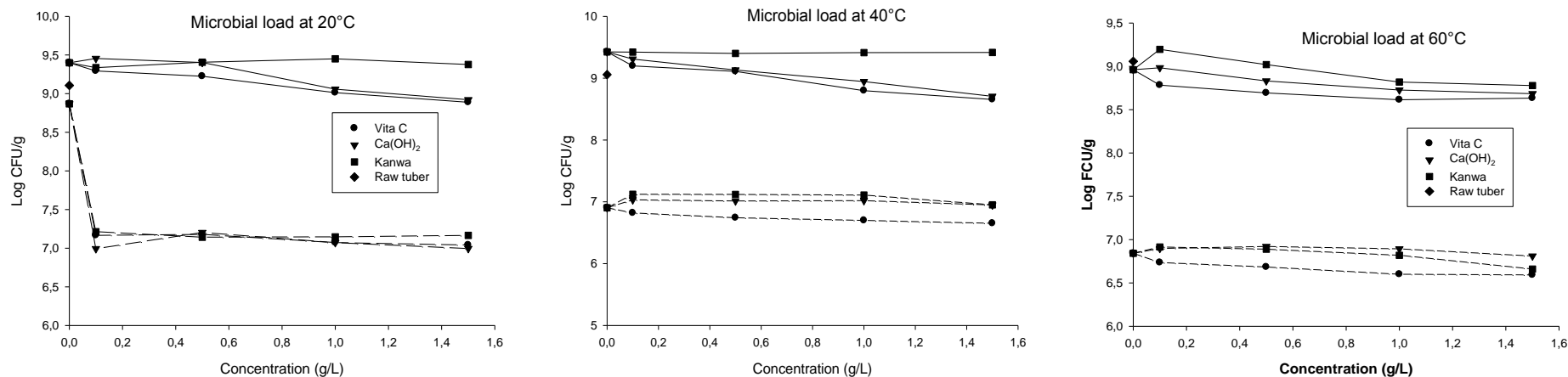
**Figure 1:** Water absorption of tiger nut soaked in vitamin C (—), Ca(OH)<sub>2</sub> (---) and Kanwa (.....) solutions at different temperatures



**Figure 2:** Soluble solids loss of tiger nut tubers soaking at different temperatures



**Figure 3:** Dehulling efficiency of tiger nut tubers soaked at different temperatures in vitamin C, Ca(OH)<sub>2</sub> and kanwa solutions



**Figure 4:** Microbial load of undeulled (—) and deulled (---) tiger nut tubers soaked in vitamin C, Ca(OH)<sub>2</sub> and Kanwa solutions

## References

- [1] AFNOR, (1999). Recueil des normes françaises. Produit dérivé des fruits et légumes. AFNOR, Paris (France), 250 p.
- [2] Bamishaiye E. I., Muhammad N. O. and Bamishaiye O. M. (2010). Annal of Biol. Research, 2010 1 (4) 274-280.
- [3] Bashir Sajo Mienda (2011). Preliminary report of dehulling effect on the occurrence and distribution of *Aspergillus flavus* in maize grains stored in Mubi market. Adv. Appl. Sci. Res. 2011, 2 (5): 612-616.
- [4] Belewu, M. A., Belewu, K. V. and Bamidele, R. A. (2010). Cyper-coconut yogurt: preparation, compositional and organoleptic qualities. Afr. J. of Food Sci. and Tech. vol. 1 (1) 010-012.
- [5] Djomdi, Ejoh, R., Ndjouenkeu, R. (2007). Soaking behaviour and milky extraction performance of tiger nut (*Cyperus esculentus*) tubers. Journal of Food Engineering 78, 546- 550.
- [6] Doelhart D. C. and Wiessenborn D. P. (2007). Influence of physical grain characteristics on optimal rotor speed during impact dehulling. Cereal Chem. 84: 294-300.
- [7] Ejoh, R., Djomdi, Ndjouenkeu, R. (2006) Characteristics of tigernuts (*Cyperus esculentus*) tubers and their performance in the production of a milky drink. Journal of Food Processing and Preservation 30, 145–163.
- [8] Evranus O. and Gürtas (1992). Kinetics of water absorption by legumes. In: Proceeding of the food engineering symposium (pp 109-120) september 22-23, Turkey: Ankara.
- [9] Gilbert R. J., De Louvois J., Donovan T., Little C., Nyen N., Ribeiro C. D., Richards J., Roberts D. and Bolton F. J. (2000). Guidelines for microbiological quality of some ready-to-eat foods sampled at the point of sale. Commun Dis Public Health 2000; 3: 163-7.
- [10] Kaymak-Ertekin, F. & Sultanoglu, M. (2001). Moisture sorption isotherm characteristics of peppers. *Journal of Food Engineering* 47: 225-231.
- [11] Krokida, M. K. & Marinos-Kouris, D. (2003). Rehydration kinetics of dehydrated products. *Journal of Food Engineering* 57(1): 1-7
- [12] Lomauro, C. J., Bakshi, A. S. & Labuza, T. P. (1985). Evaluation of food moisture sorption isotherm equations, Part I: Fruits, vegetable and meat products. *Lebensmittel – Wissenschaft und Technologie* 18: 111-117.
- [13] Lorougnon G. (1969). Etude morphologique et biologique de deux variétés de *C. esculentus* Linn. (Cyperacées) Cah. ORSTOM, Ser. Biol. N° 10.
- [14] Marta J., Yuki K. and Toshihiro F. (2011). Thermal decomposition of vitamin C: An evolved gas analysis- ion attachment mass spectrometry study. *Food Chemistry* 129 (2011). 546-550.
- [15] Minka, S.R., C.M.F. Mbofung, C. Gandon and M. Bruneteau, 1999. The effect of cooking with kanwa alkaline salt on the chemical composition of black beans (*Phaseolus vulgaris*). *Food Chem.*, 64: 145-148.
- [16] Moreno-Segui, P., Pla-Perez, S., Monerris-Aparisi, C., Perez-Corbi, N., MoscardoLaboure, G. & Aguila-Lastra, M. (2000). Influence of storage period on the microbiological quality of horchata. *Alimentaria* 37(317) : 133-136.
- [17] Mosquera L.A., Sims C.A., Bates R.P. O'keep S.P. (1996). Flavour and stability of horchata de chufas'. *Journal of Food Science*; 01 (4) 856-861, 32 ref

- [18] Muthomi, J.W., L.N. Njenga, J.K. Gatbumbi & G.N. Chenug'wa. (2009). *Plant pathology Journal* 8(3): 113- 119.2009.
- [19] Onovo, J. C. and Ogaraku, A. O. (2007). Studies on some microorganisms associated with exposed tiger nut (*Cyperus esculentus* L.) milk. *J. Biol. Sci.*, 7: 1548-1550.
- [20] Peleg, M. (1988). An empirical model for the description of moisture sorption curves. *Journal of Food Science* 53(4): 1216-1217,1219.
- [21] Samuel Sefa-Dedeh, Beatrice Cornelius, and Emmanuel Ohene Afoakwa. "Effect of nixtamalization on the chemical and functional properties of maize" *Food Chemistry* 86 (2004): 317-324.
- [22] Sayar, S., Turhan, M. & Gunasekaran, S. (2001). Analysis of chickpea soaking by simultaneous water transfer and water-starch reaction. *Journal of Food Engineering* 50: 91-98.
- [23] Selma, M.V.; Valero, M.; Fernandez, P.S.; Salmeron, C. (2006). Adaptation of the system of risk analysis and identification and control of critical points (ARICPC) in the management of microbiological quality of tigernut milk. *Alimentacion,-Equipos-y-Tecnologia*. 2006; 21(165): 83-89
- [24] Shaker M. A., Ahmad M. G., Amany M. B. and Shereen L .N. (2009). Chufa tubers (*Cyperus esculentus*): As a new source of food. *World Appl. Sci. J.* 7 (2): 151-156.
- [25] Shamsuddeen, U. and Magashi, A.M. (2004). *Best Journal*, 1(2): 26-28. 2004.
- [26] Turhan, M., Sayar, S. & Gunasekaran, S. (2002). Application of Peleg model to study water absorption in chickpea during soaking. *Journal of Food Engineering* 53: 153-159.
- [27] Ukwuru M. U. and Ogbodo, A. C. (2011). Effect of processing treatment on the quality of tiger nut milk. *Pak. J. of Nutrition* 10 (1): 95-100.
- [28] Wang, N. & Brennan, J.G. (1991). Moisture sorption isotherm characteristics of potatoes at four temperatures. *Journal of Food Engineering* 14: 269-282.